

MTL mSAPN range surge protectors


1 Introduction

This weatherproof surge protection module is for connection to the Public Switched Telephone Network.

2 General

The mSAPN provides heavy duty lightning and surge protection for equipment including telephones, faxes, modems and telemetry circuits connected to the PSTN. It is housed in a rugged, weatherproof enclosure and is designed for high performance with ease of installation.

3 Installation

	WARNING Do not carry out installation work if a thunderstorm in the area is present or likely.
---	--

This unit can be wired free-standing or fixed to a flat surface.

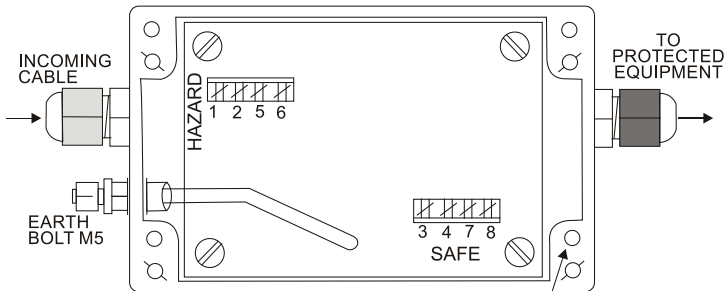
Fixing: remove the lid using a flat-bladed screwdriver to release the four quick-release screws.

Four fixing holes are provided in the enclosure base, in a rectangular pattern, centre spacings 50 & 108mm. Fix to a flat surface only, to avoid stressing the enclosure. Maximum screw thread diameter 4.3mm, maximum head diameter 7mm eg. No.6 or No.8 screw.

Wiring: strip the outer insulation from the incoming cable to a depth of 50mm and push the cable through the gland at the 'Hazard' end of the circuit board so that the outer insulation just appears on the inside of the box.

Using the IDC insertion tool provided, connect the signal wires to terminals 1 & 2 of the 'Hazard' connector, by pushing the insulated wires into the terminals, which automatically displaces the inner insulation.

continued on next page



FIXING HOLE: SCREW THREAD DIA \leq 4.3mm
HEAD DIA \leq 7mm

Repeat the above procedure for the 'Safe' end, taking care to use the colored wires in the same order for terminals 3 & 4 as at the 'Hazard' end, to preserve polarity.

If the unit is a mSAPN/2 module, the second SAPN protection circuit should be wired using terminals 5 & 6 for the incoming signal with 7 & 8 for the protected signal output. Tighten the glands to clamp the cables. Replace the lid.

Earth Cabling - preferably using an M5 ring terminal placed between the two M5 plain washers on the earth bolt, connect the mSAPN (or mSPAN/2) to the star point earth using as short a length as possible (preferably less than 1 metre) of cable of at least 2.5mm² cross section. The preferred colour for the earth cable is cream, in accordance with BS6701: part 1: 1990; 'Installation of apparatus intended for connection of certain telecommunication systems'.

4 Maintenance

The unit is designed to provide maintenance-free protection over a typically twenty year life, determined by the lifetime of the gas discharge tube primary protection.

In the event of a surge exceeding the device ratings, the failure mode is safe, caused by the secondary protection diodes going short circuit, and the equipment will therefore remain protected.

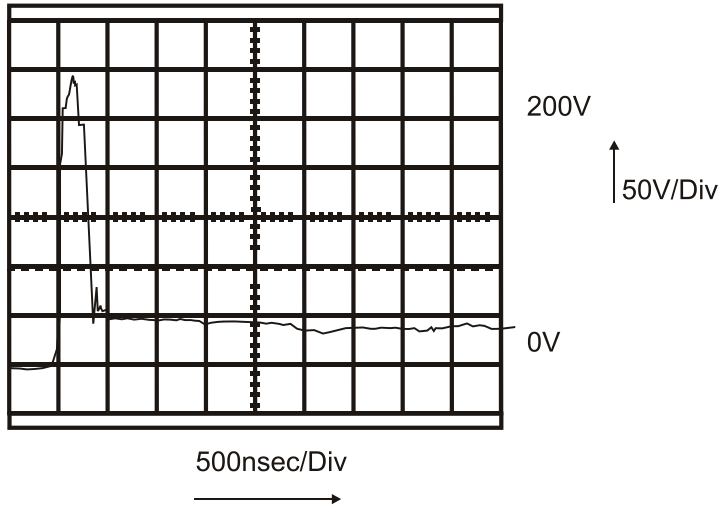
In the event of any problems, we recommend that the unit be returned to the factory where each component can be properly checked.

Should the unit require cleaning, clean only with a damp cloth after disconnecting from telecoms circuits.

5 Data and specification

Mechanical:	
Enclosure dimensions (mm)	120 (l), 80 (w), 55 (h)
Overall length (mm)	165 including glands
Weight	220g
Enclosure material	ABS
Enclosure IP rating	IP65
Earth bolt	M5, stainless steel

Electrical:	
Clamping voltage (@ 5mA):	220V ±10%
Line resistance:	4.7 ohm per wire
Peak impulse current (8/20µsec waveform):	10kA
Peak let-through voltage for 4kV pulse (8/20µsec waveform):	<250V (see figure on next page)
Capacitance (line to line):	0.7nF typical
DC insertion loss (600 ohm system):	0.07dB
Bandwidth (600 ohm system):	750kHz typical
Return loss (600 ohm system):	42dB
Leakage current (max) at 180V:	10µA
Electrical Safety	Class II product with double insulation. Contains TNV-3 telecoms circuits.



mSAPN let-through voltage with 4kV 8/20 μ sec surge applied input line-earth.
Output monitored output line-earth.

6 ENVIRONMENTAL

Ambient temperature range:	-40°C to +80°C
Humidity:	5% to 95% RH (non-condensing)
Altitude:	2000m maximum

AUSTRALIA

MTL Instruments Pty Ltd,
10 Kent Road, Mascot, New South Wales, 2020, Australia
Tel: +61 1300 308 374 Fax: +61 1300 308 463
E-mail: mtlisalesanz@eaton.com

BeNeLux

MTL Instruments BV
Ambacht 6, 5301 KW Zaltbommel
The Netherlands
Tel: +31 (0) 418 570290 Fax: +31 (0) 418 541044
E-mail: mtl-benelux@eaton.com

CHINA

Cooper Electric (Shanghai) Co. Ltd
955 Shengli Road, Haigang Industrial Park
Pudong New Area, Shanghai 201201
Tel: +86 21 2899 3817 Fax: +86 21 2899 3992
E-mail: mtl-cn@eaton.com

FRANCE

MTL Instruments srl,
7 rue des Rosières, 69410 Champagne au Mont d'Or
France
Tel: +33 (0)4 37 46 16 53 Fax: +33 (0)4 37 46 17 20
E-mail: mtlfrance@eaton.com

GERMANY

MTL Instruments GmbH,
Heinrich-Hertz-Str. 12, 50170 Kerpen, Germany
Tel: +49 (0)22 73 98 12-0 Fax: +49 (0)22 73 98 12-2 00
E-mail: cskkerpen@eaton.com

INDIA

MTL India,
No.36, Nehru Street, Off. Old Mahabalipuram Road
Sholinganallur, Chennai- 600 119, India
Tel: +91 (0) 44 24501660 /24501857 Fax: +91 (0) 44 24501463
E-mail: mtlindiasales@eaton.com

ITALY

MTL Italia srl,
Via San Bovio, 3, 20090 Segrate, Milano, Italy
Tel: +39 02 959501 Fax: +39 02 95950759
E-mail: chminfo@eaton.com

JAPAN

Cooper Crouse-Hinds Japan KK,
MT Building 3F, 2-7-5 Shiba Daimon, Minato-ku,
Tokyo, Japan 105-0012
Tel: +81 (0)3 6430 3128 Fax: +81 (0)3 6430 3129
E-mail: mtl-jp@eaton.com

NORWAY

Norex AS
Fekjan 7c, Postboks 147,
N-1378 Nesbru, Norway
Tel: +47 66 77 43 80 Fax: +47 66 84 55 33
E-mail: info@norex.no

RUSSIA

Cooper Industries Russia LLC
Elektrozavodskaya Str 33
Building 4
Moscow 107076, Russia
Tel: +7 (495) 981 3770 Fax: +7 (495) 981 3771
E-mail: mtlrussia@eaton.com

SINGAPORE

Cooper Crouse-Hinds Pte Ltd
No 2 Serangoon North Avenue 5, #06-01 Fu Yu Building
Singapore 554911
Tel: +65 6 645 9864/9865, Fax: +65 6 487 7997
E-mail: sales.mtlsing@eaton.com

SOUTH KOREA

Cooper Crouse-Hinds Korea
7F Parkland Building 237-11 Nonhyun-dong Gangnam-gu,
Seoul 135-546, South Korea
Tel: +82 6380 4805 Fax: +82 6380 4839
E-mail: mtl-korea@eaton.com

UNITED ARAB EMIRATES

Cooper Industries/Eaton Corporation
Office 205/206, 2nd Floor SJ Towers, off. Old Airport Road,
Abu Dhabi, United Arab Emirates
Tel: +971 2 44 66 840 Fax: +971 2 44 66 841
E-mail: mtgulf@eaton.com

UNITED KINGDOM

Eaton Electric Limited,
Great Marlings, Butterfield, Luton
Beds LU2 8DL
Tel: +44 (0)1582 723633 Fax: +44 (0)1582 422283
E-mail: mtlenquiry@eaton.com

AMERICAS

Cooper Crouse-Hinds MTL Inc.
3413 N. Sam Houston Parkway W,
Suite 200, Houston TX 77086, USA
Tel: +1 281-571-8065 Fax: +1 281-571-8069
E-mail: mtl-us-info@eaton.com



Eaton Electric Limited,
Great Marlings, Butterfield, Luton
Beds, LU2 8DL, UK.
Tel: + 44 (0)1582 723633 Fax: + 44 (0)1582 422283
E-mail: mtlenquiry@eaton.com
www.mtl-inst.com
© 2017 Eaton
All Rights Reserved
Publication No. INS 815-005 Rev C 090117
January 2017

EUROPE (EMEA):
+44 (0)1582 723633
mtlenquiry@eaton.com

THE AMERICAS:
+1 800 835 7075
mtl-us-info@eaton.com

ASIA-PACIFIC:
+65 6645 9864 / 6645 9865
sales.mtlsing@eaton.com

The given data is only intended as a product description and should not be regarded as a legal warranty of properties or guarantee. In the interest of further technical developments, we reserve the right to make design changes.