

9478-ET(G)

Intrinsically Safe Gigabit Ethernet Galvanic Isolator



DECLARATION OF CONFORMITY

A printed version of the Declaration of Conformity has been provided separately within the original shipment of goods. However, you can find a copy of the latest version at -

<http://www.mtl-inst.com/certificates>

CONTENTS

1	FEATURE	1
2	DESCRIPTION	2
3	CONNECTIONS	3
3.1	DATA & POWER TERMINALS	3
3.2	LAN (RJ45) 10/100/1000 BASE-T Ethernet	3
3.3	LED indicators	3
4	ORDERING INFORMATION	4
5	DIMENSIONS	4
6	ENVIRONMENTAL	4
7	WASTE REMOVAL INFORMATION	4
8	INSTALLATION	5
9	ATEX & IECEX CERTIFICATION INFORMATION	6
10	SPECIFICATION	9
11	APPROVALS	9

GENERAL SAFETY INFORMATION

Safety instructions for installation and operating personnel

The operating instructions provided here contain **essential safety instructions** for installation personnel and those engaged in the operation, maintenance and servicing of the equipment.


	WARNING ! A 'WARNING' marked in this way is provided for operator and plant safety and MUST be followed.
---	---


CAUTION ! A Caution is provided to prevent damage to the instrument.
--

NOTE These are used to guide the user in the operation of the instrument.

Before commencing installation or commissioning:

- Read and understand the contents of this manual
- Ensure installation and operating personnel have received adequate training for this task
- Ensure that any operating instructions are fully understood by the personnel responsible.
- Observe national and local installation and mounting regulations (e.g. IEC 60079-14).

	WARNING ! These assemblies may not be used in explosion-hazard area applications if they have been used previously in general electrical installations.
---	---

	WARNING ! The responsibility for planning, installation, commissioning, operation and maintenance, particularly with respect to applications in explosion-hazard areas, lies with the plant operator.
---	---

During operation:

- Make the relevant instructions available at all times to the operating personnel.
- Observe safety instructions.
- Observe national safety and accident prevention regulations.
- Operate the equipment within its published specification.
- Servicing, maintenance work or repairs not described in this manual must not be performed without prior agreement with the manufacturer.
- Any damage to this equipment may render its explosion protection null and void.
- No changes to any of the components that might impair their explosion protection are permitted.

If any information provided here is not clear:

Contact **Eaton's MTL product line** or an authorised distributor or sales office.

NOTE Improper installation and operation of the enclosure can result in the invalidation of the guarantee.

1 FEATURE

- Intrinsically Safe ATEX / UKEX / IECEx Certification
- Galvanically Isolated Safe and Hazardous Area connections (Um=250V)
- Dual Port Switch 10/100/1000Mbps LAN (daisy-chain capability)
- Single IS Ethernet Switch Port 10/100/1000Mbps LAN
- Safe and Hazardous sides link independently with auto-negotiation
- Status LEDs
- Single 12VDC or 24VDC (10-30V) supply
- Compact dimensions (W: 42 x H: 160 x D: 140 mm)
- [Ex ia Ga] IIB, [Ex ia Da] IIIC (non-mining)
[Ex ia Ma] I (mining) - ETG version
- [Ex ia Ga] IIC, [Ex ia Da] IIIC (non-mining)
[Ex ia Ma] I (mining) - ET version
- Ta -40°C to 70°C
- Safe Area or Zone 2 / Zone 22 mounting

2 DESCRIPTION

The 9478-ET(G) Gigabit Ethernet Isolator allows the interconnection of a Zone 2 or uncertified Safe Area device to the Intrinsically Safe 9400/9600/947x series of Ethernet networking products and other compatible devices operating in the Hazardous Area or to another 9478 device in the Zone 2 or Safe Area with the IS Cat5 cable passing through Zone 1 or 0 Hazardous Areas.

The isolator provides a compact alternative solution to fibre optic cable and media converters and for when it is desirable to use Cat5e cables in preference to fibre while still providing total galvanic isolation.

The module requires a single supply from the Safe Area of 24Vdc at 110mA or 12Vdc at 200mA (approx).

Electrical connections are via cage-clamp and/or screw type plug/socket terminals along with RJ45 type connectors for the Ethernet LAN ports.

3 CONNECTIONS

3.1 POWER TERMINALS (CON1)

Pin	Function	Pin	Function
1	Power +12V/24V	2	Power 0V
3	Power +12V/24V	4	Power 0V
5		6	
7		8	
9		10	

Note: Power terminals 1+3 and 2+4 internally connected to allow looping to other units

3.2 LAN (RJ45 - SK1, SK2, SK3) 10/100/1000 BASE-T Ethernet

Pin	10/100 Function	Gigabit Function
1	Tx +	BI_DA+
2	Tx-	BI_DA-
3	Rx +	BI_DB+
4		BI_DC+
5		BI_DC-
6	Rx-	BI_DB-
7		BI_DD+
8		BI_DD-

Note: Hazardous Area RJ45 SK3 is marked BLUE

3.3 LED indicators

	OFF	FLASH	ON
12V/24V PWR (green)	Power Fail	N/A	Power OK
HAZ PWR (green)	Internal Supply Fail	N/A	Power OK
STAT (green)	Fault	Healthy	Healthy
WDG (green)	Fault	Healthy (10Hz)	Fault
RJ45 ACT (yellow)	Ethernet link disconnected	Ethernet link activity	Ethernet link connected
RJ45 1000 (green)	10/100Mbps	N/A	1000Mbps

4 ORDERING INFORMATION

Part Number	Description	Comments
9478-ETG	Ethernet Isolator - 10/100/1000Mbps Gigabit	Standard
9478-ET	Ethernet Isolator- 10/100Mbps	Special Order

5 DIMENSIONS

Width	42mm
Height	160mm
Depth	140mm
Weight	400g
Mounting	Din Rail

6 ENVIRONMENTAL

Operating Temperature

-40°C...+70°C

Storage Temperature

-40°C...+70°C

Humidity

0...95% RH, non-condensing

Ingress Protection

Select enclosure to suit application, see certificates for information

7 WASTE REMOVAL INFORMATION



The electronic equipment within must not be treated as general waste. By ensuring that this product is disposed of correctly you will be helping to prevent potentially negative consequences for the environment and human health, which could otherwise be caused by incorrect waste handling of this product. For more detailed information about the take-back and recycling contact Controlled Systems Ltd

8 INSTALLATION



WARNING !

See Special Conditions of Safe Use in the following section regarding ATEX, UKEX & IECEx Certification Information before installation

The 12V/24V supply to the module connects via screw terminals 1 + 2 as shown above.

As the 9478 Ethernet Isolator supports Auto MDI/MDI-X, a straight connected RJ45 Cat5e cable is used to connect to any device on both the Safe and Hazardous Area ports.

Both the Safe and Hazardous RJ45 ports have integrated Ethernet switches so that each side will auto-negotiate speed and link independently of each other.

It is recommended that Cat5e cables for Hazardous Area Zone 1 use are 'Blue' in colour and are of good quality (see accessories section), the Safe Area cables being a colour other than blue to aid identification.

The operating parameters must not exceed those as detailed on the certificate.

This apparatus must only be installed or replaced by a competent person who must ensure that existing IS segregation is maintained.

9 ATEX, UKEX & IECEx CERTIFICATION INFORMATION

The following information is in accordance with the Essential Health and Safety Requirements (Annex II) of the EU Directive 2014/34/EU [the ATEX Directive- safety of apparatus] and SI 2016 No.1107 [UKEX Statutory Requirements] and is provided for those locations where the ATEX Directive and/or UKEX requirements are applicable.

General

- a) This equipment must only be installed, operated and maintained by competent personnel. Such personnel shall have undergone training, which included instruction on the various types of protection and installation practices, the relevant rules and regulations, and on the general principles of area classification. Appropriate refresher training shall be given on a regular basis. [See clause 4.2 of EN 60079-17].
- b) This equipment has been designed to provide protection against all the relevant additional hazards referred to in Annex II of the directive, such as those in clause 1.2.7. This equipment has been designed to meet the requirements of intrinsically safe electrical apparatus in accordance with EN 60079-0 and EN 60079-11.

Installation

- a) Reference to the IEC code of practice IEC 60079-14. In addition particular industries or end users may have specific requirements relating to the safety of their installations and these requirements should also be met. For the majority of installations the Directive 1999/92/EC [the ATEX Directive- safety of installations] is also applicable.
- b) Unless already protected by design this equipment must be protected by a suitable enclosure against
 - i) mechanical and thermal stresses in excess of those noted in the certification documentation and the product specification.
 - ii) aggressive substances excessive dust moisture and other contaminants
- c) This is associated apparatus having intrinsically safe (IS) ports and is normally mounted in a Safe or Zone 2 Hazardous Area with the IS cables in or through Zone 1 or 0.

Inspection and maintenance

- a) Inspection and maintenance should be carried out in accordance with European, national and local regulations which may refer to the IEC standard IEC 60079-17. In addition specific industries or end users may have specific requirements which should also be met.
- b) Access to the internal circuitry must not be made during operation.

Repair

This product cannot be repaired by the user and must be replaced with an equivalent certified product.

9.1 9.1 Specific Conditions of Use (Special Conditions)

The following conditions relate to safe installation and/or use of the equipment.

- i. When installed in a zone 2 environment, the apparatus must be housed in an appropriately certified enclosure as defined in EN IEC 60079-0 & EN IEC 60079-7 with the minimum dimensions of 180mm (H) × 45 mm (W) × 145mm (D) and IP54
- ii. The external combinations of capacitance and inductance have not been assessed for spark Ignition. With reference to IEC 60079-11 CL 10.1.5.2, the following Special Condition of Safe Use has been added:

The values of Co and Lo apply when one of the two conditions below is given:

- The total Li of the external circuit (excluding the cable) is < 1% of the Lo value or
- The total Ci of the external circuit (excluding the cable) is < 1% of the Co value.

The above parameters are reduced to 50% when both of the two conditions below are given:

- The total Li of the external circuit (excluding the cable) > 1% of the Lo and
- The total Ci of the external circuit (excluding the cable) > 1% of the Co.

Note: the reduced capacitance of the external circuit (including cable) shall not be greater than 1uF for IIB and 600nF for IIC.

The Ethernet Isolator has the following safety parameters:

Non-IS Connections: Supply (CON1), LAN RJ45 (SK1, SK2)

Un = 30 V (SELV)

Um = 250 V

IS Connection: LAN RJ45 (SK3)

Uo = 5.88 V (or PoEx power supply Uo parameter when connected)

Io = 2.18A (10/100) or 4.36A (Gigabit)

Po = 0.83 W

Ci = 0.48 µF

Li = 0

The capacitance and either the inductance or the inductance to resistance ratio (L/R) of the load connected to the output terminals must not exceed the following values:

10/100 Ethernet Ports








Group	Capacitance (µF)	Inductance (µH)	or	L/R Ratio (µH/Ohm)
IIC	43	7.5		11
IIB/III	1000	29.9		44
IIA	1000	59.9		89
I	1000	98.2		146

Gigabit 10/100/1000 Ethernet Ports








Group	Capacitance (µF)	Inductance (µH)	or	L/R Ratio (µH/Ohm)
IIB/III	1000	7.5		22
IIA	1000	15.0		44
I	1000	24.5		73

Marking

Each device is marked in accordance with the Directive/Statutory Requirements and CE and UKCA marked with the Notified/Approved Body Identification Number.

EAT•N[®]		CROUSE-HINDS SERIES	
MTL 9478 Gigabit Ethernet Isolator			
Serial No.	22 / 0001		
Part No.	9478-ETG Gigabit Ethernet Isolator		
CML 21ATEX21077X	Ta=-40°C to +70°C		
CML 21ATEX41106X	 I (M1)		
CML 21UKEX21078X	 II (1) GD		
CML 21UKEX41107X	II 3 G		
IECEX CML 21.0121X	II (3) G		
IECEX ExTC 22.0002X			
[Ex ia Ga] IIB [Ex ia Ma] I	SEE INSTRUCTION MANUAL		
[Ex ia Da] IIIC			
Ex ec [Ex ia] IIB T4 Gc			
[Ex ic Gc] IIB			
Controlled Systems Limited	CE 2813	UK CA 0518	
Swadlincote Derbyshire (UK)	EU Importer: EATON, 69412 Eberbach, Germany		

9478-ETG Product Label

EAT•N[®]		CROUSE-HINDS SERIES	
MTL 9478 10/100 Ethernet Isolator			
Serial No.	22 / 0001		
Part No.	9478-ET 10/100 Ethernet Isolator		
CML 21ATEX21077X	Ta=-40°C to +70°C		
CML 21ATEX41106X	 I (M1)		
CML 21UKEX21078X	 II (1) GD		
CML 21UKEX41107X	II 3 G		
IECEX CML 21.0121X	II (3) G		
IECEX ExTC 22.0002X			
[Ex ia Ga] IIC [Ex ia Ma] I	SEE INSTRUCTION MANUAL		
[Ex ia Da] IIIC			
Ex ec [Ex ia] IIC T4 Gc			
[Ex ic Gc] IIC			
Controlled Systems Limited	CE 2813	UK CA 0518	
Swadlincote Derbyshire (UK)	EU Importer: EATON, 69412 Eberbach, Germany		

9478-ET Product Label

10 Specification

Power supplies

12V/24VDC Power Supply Input (10...30V)

Typically 24V @ 110mA or 12V @ 200mA

Ethernet

Intrinsically Safe 10/100/1000Base-T

Connector

RJ45 (x2) Safe Area

RJ45 (x1) Hazardous Area (marked BLUE)

Cable Length

Up to 100m Cat5e

11 APPROVALS

Location of Unit

Zone 2, IIBT4 hazardous area (9478-ETG)

Zone 2, IICT4 hazardous area (9478-ET)

Safe Area

Certification Code

[Ex ia Ga] IIB (9478-ETG)

[Ex ia Ga] IIC (9478-ET)

Ex ec [Ex ia] IIB T4 Gc (9478-ETG)

Ex ec [Ex ia] IIC T4 Gc (9478-ET)

[Ex ic Gc] IIB (9478-ETG)

[Ex ic Gc] IIC (9478-ET)

[Ex ia Da] IIIC (non-mining)

[Ex ia Ma] I (M1 mining)

Ta = -40°C to +70°C

Certificate numbers

CML 21ATEX21077X

CML 21ATEX41106X

CML 21UKEX21078X

CML 21UKEX41107X

IECEX CML 21.0121X

IECEX ExTC 22.0002X

See certificates for further information

NOTE: Certificate IECEX ExTC 22.0002X is only for use in Group I mining applications with the following coding

[Ex ia Ma] I



AUSTRALIA

Eaton Electrical (Australia) Pty Ltd,
10 Kent Road, Mascot, New South Wales, 2020, Australia
Tel: +61 1300 308 374 Fax: +61 1300 308 463
E-mail: mtl-salesanz@eaton.com

BeNeLux

MTL Instruments BV
Ambacht 6, 5301 KW Zaltbommel
The Netherlands
Tel: +31 (0) 418 570290 Fax: +31 (0) 418 541044
E-mail: mtl.benelux@eaton.com

CHINA

Cooper Electric (Shanghai) Co. Ltd
955 Shengli Road, Heqing Industrial Park
Pudong New Area, Shanghai 201201
Tel: +86 21 2899 3817 Fax: +86 21 2899 3992
E-mail: mtl-cn@eaton.com

FRANCE

MTL Instruments sarl,
7 rue des Rosiéristes, 69410 Champagne au Mont d'Or
France
Tel: +33 (0)4 37 46 16 53 Fax: +33 (0)4 37 46 17 20
E-mail: mtlfrance@eaton.com

GERMANY

MTL Instruments GmbH,
Heinrich-Hertz-Str. 12, 50170 Kerpen, Germany
Tel: +49 (0)22 73 98 12-0 Fax: +49 (0)22 73 98 12-2 00
E-mail: csckerpen@eaton.com

INDIA

MTL India,
No.36, Nehru Street, Off Old Mahabalipuram Road
Sholinganallur, Chennai- 600 119, India
Tel: +91 (0) 44 24501660 /24501857 Fax: +91 (0) 44 24501463
E-mail: mtlindiasales@eaton.com

ITALY

MTL Italia srl,
Via San Bovio, 3, 20090 Segrate, Milano, Italy
Tel: +39 02 959501 Fax: +39 02 95950759
E-mail: chmninfo@eaton.com

JAPAN

Cooper Industries Japan K.K.
MT Building 3F, 2-7-5 Shiba Diamon, Minato-ku
Tokyo, Japan 102-0012
Tel: +81 (0)3 6430 3128 Fax: +81 (0)3 6430 3129
E-mail: mtl-jp@eaton.com

NORWAY

Norex AS
Fekjan 7c, Postboks 147,
N-1378 Nesbru, Norway
Tel: +47 66 77 43 80 Fax: +47 66 84 55 33
E-mail: info@norex.no

RUSSIA

Cooper Industries Russia LLC
Elektrozavodskaya Str 33
Building 4
Moscow 107076, Russia
Tel: +7 (495) 981 3770 Fax: +7 (495) 981 3771
E-mail: mtlrussia@eaton.com

SINGAPORE

Eaton Electric (Singapore) Pte Ltd
100G Pasir Panjang Road
Interlocal Centre
#07-08 Singapore 118523
#02-09 to #02-12 (Warehouse and Workshop)
Tel: +65 6 645 9888 ext 9864/9865
Fax: 65 6 645 9811
E-mail: sales.mtlsing@eaton.com

SOUTH KOREA

Cooper Crouse-Hinds Korea
7F Parkland Building 237-11 Nonhyun-dong Gangnam-gu,
Seoul 135-546, South Korea.
Tel: +82 6380 4805 Fax: +82 6380 4839
E-mail: mtl-korea@eaton.com

UNITED ARAB EMIRATES

Cooper Industries/Eaton Corporation
Office 205/206, 2nd Floor SJ Towers, off. Old Airport Road,
Abu Dhabi, United Arab Emirates
Tel: +971 2 44 66 840 Fax: +971 2 44 66 841
E-mail: mtlgulf@eaton.com

UNITED KINGDOM

Eaton Electric Limited,
Great Marlings, Butterfield, Luton
Beds LU2 8DL
Tel: +44 (0)1582 723633 Fax: +44 (0)1582 422283
E-mail: mtlenquiry@eaton.com

AMERICAS

Cooper Crouse-Hinds MTL Inc.
3413 N. Sam Houston Parkway W.
Suite 200, Houston TX 77086, USA
Tel: +1 800-835-7075 Fax: +1 866-298-2468
E-mail: mtl-us-info@eaton.com