


F898

Fieldbus diagnostics termination board

- Provides fieldbus diagnostics with any fieldbus power supply and any fieldbus control system
- Compact, DIN-rail mountable
- Redundant 24V dc power connections
- Supports eight fieldbus segments



The F898 interface enables the benefits of integrated, fieldbus physical-layer diagnostics to be available with any fieldbus power supply and in any fieldbus control system.

The F898 carrier can either be connected in series with the eight fieldbus segments between either the control system I/O terminals and the fieldbus power supply, or between the fieldbus power supply and the the fieldbus trunk wiring to the field. Alternatively, a parallel connection can be made with a single connection/segment between the F898 interface and any point on the fieldbus trunk.

Redundant 24V dc input connections are provided for the F809F Fieldbus diagnostic module. Additionally, the F809F monitors the status of the power feeds and temperature of the module, providing valuable diagnostic information on the health of the power supply cabinet.

The F898 carrier is designed for easy mounting on a DIN rail.

Note: F809F diagnostic module shown in photograph is not included in the F898 product order code and should be ordered separately.

SPECIFICATION**Location of equipment**

Safe area

CONNECTIONS**Fieldbus Terminals**

In and out connection for eight monitored fieldbus segments.
In and out connection for option of communication on separate fieldbus segment.

Number of power supply inputs

Two

Terminal type

Two-part, pluggable connectors with rising-cage-clamp screw terminals
Conductor size: 0.14 to 2.5mm²

MECHANICAL**Mounting method**

DIN-rail mounting kit

DIN-rail types

'Top hat', 35mm x 7.5mm or 35mm x 15mm to EN 50022

ENVIRONMENTAL**Ambient temp**

-40°C to +70°C

Storage

-40°C to +85°C

Ingress protection

IP20 to BS EN60529

(For additional protection mount the equipment in an enclosure)

PHYSICAL NETWORKS

IEC 61158-2

FOUNDATION fieldbus™ H1

ORDERING INFORMATION**PART NO****DESCRIPTION****F898**

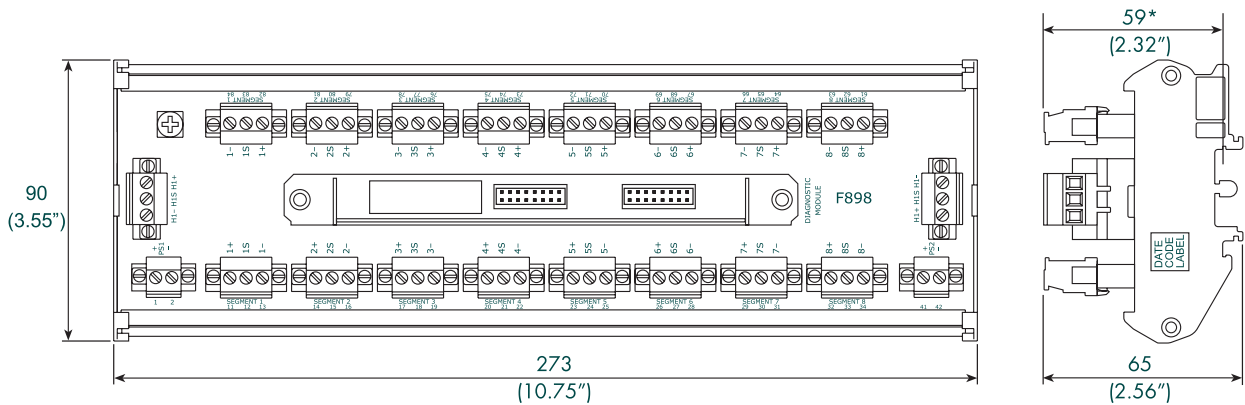
Eight segment diagnostic interface

F809F

Fieldbus diagnostic module *

* For further details see F809F datasheet - available at:
https://www.mtl-inst.com/product/f809f_fieldbus_diagnostics_module/

F898 DIMENSIONS - mm (inches)

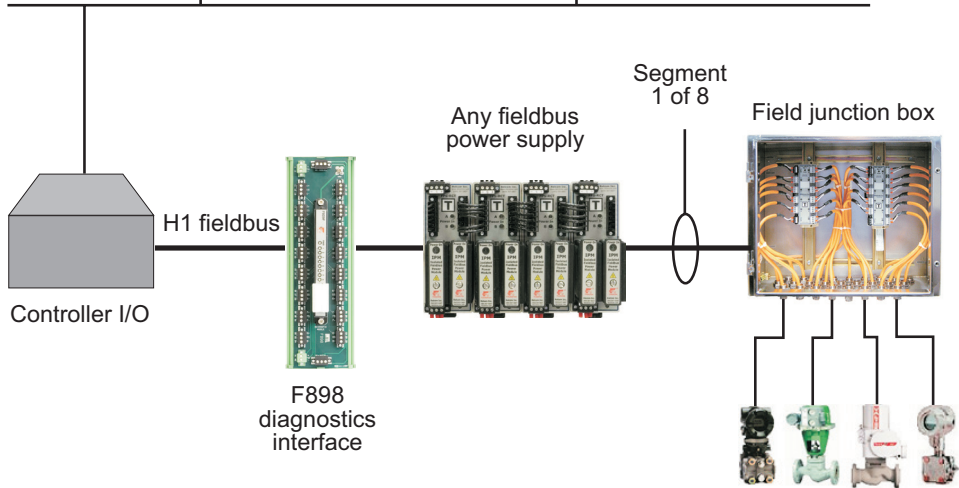


* 175 (6.9") from DIN rail with F809F fitted

F898 SYSTEM DIAGRAM

Host Control System

Instrument Management Software
(including fieldbus diagnostics)



Eaton Electric Limited,
Great Marlings, Butterfield, Luton
Beds, LU2 8DL, UK.
Tel: + 44 (0)1582 723633 Fax: + 44 (0)1582 422283
E-mail: mtlenquiry@eaton.com
www.mtl-inst.com

© 2017 Eaton
All Rights Reserved
Publication No. EPS F898 Rev 3 020217
February 2017

EUROPE (EMEA):
+44 (0)1582 723633
mtlenquiry@eaton.com

THE AMERICAS:
+1 800 835 7075
mtl-us-info@eaton.com

ASIA-PACIFIC:
+65 6 645 9888
sales.mtlsing@eaton.com

The given data is only intended as a product description and should not be regarded as a legal warranty of properties or guarantee. In the interest of further technical developments, we reserve the right to make design changes.