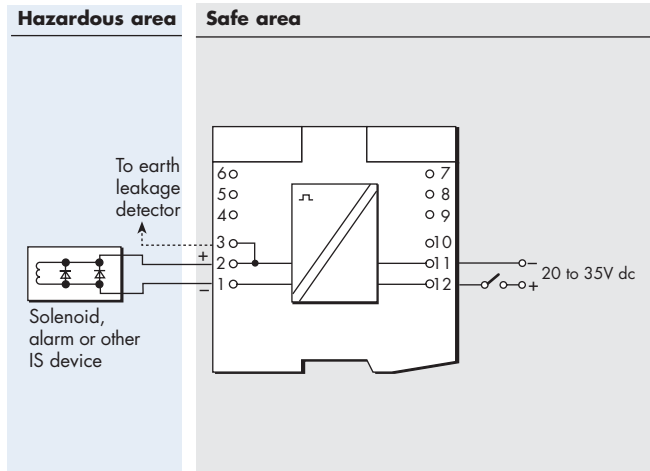


# MTL5021 SOLENOID/ ALARM DRIVER

loop-powered, IIC



The MTL5021 enables a device located in the hazardous area to be controlled by a switch in the safe area. The MTL5021 can drive a certified intrinsically safe low-power load, as well as non-energy-storing simple apparatus such as an LED. The unit's input/output isolation allows the control switch to be connected into either side of the 24V dc supply circuit.



## SPECIFICATION

See also common specification

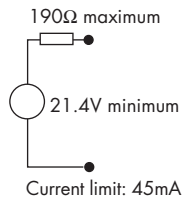
### Number of channels

One

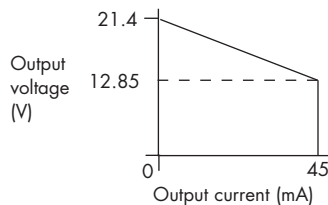
### Location of load

Zone 0, IIC, T4–6 hazardous area if suitably certified  
Div. 1, Group A hazardous location

### Equivalent circuit



### Minimum output voltage



### LED indicator

Yellow: status

### Input voltage

20 to 35V dc

### Hazardous-area output

Minimum output voltage: 12.85V at 45mA

Maximum output voltage: 24V from 170Ω

Current limit: 45mA

### Maximum current consumption (with 45mA output)

90mA at 24V

110mA at 20 to 35V dc

### Maximum power dissipation within unit

1.4W at 24V typical

1.8W at 35V maximum

### Safety description

25V, 170Ω, 147mA,  $U_m = 250V$  rms or dc

Terminal	Function
1	Output -ve
2	Output +ve
3	Earth leakage detection
11	Supply -ve
12	Supply +ve



EUROPE (EMEA)  
AMERICAS  
ASIA PACIFIC  
E-mail: enquiry@mtl-inst.com

Tel: +44 (0)1582 723633  
Tel: +1 603 926 0090  
Tel: +65 487 7887

Fax: +44 (0)1582 422283  
Fax: +1 603 926 1899  
Fax: +65 487 7997

Web site: www.mtl-inst.com